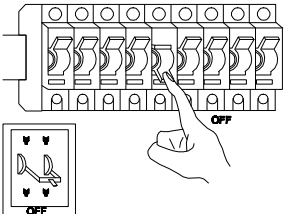
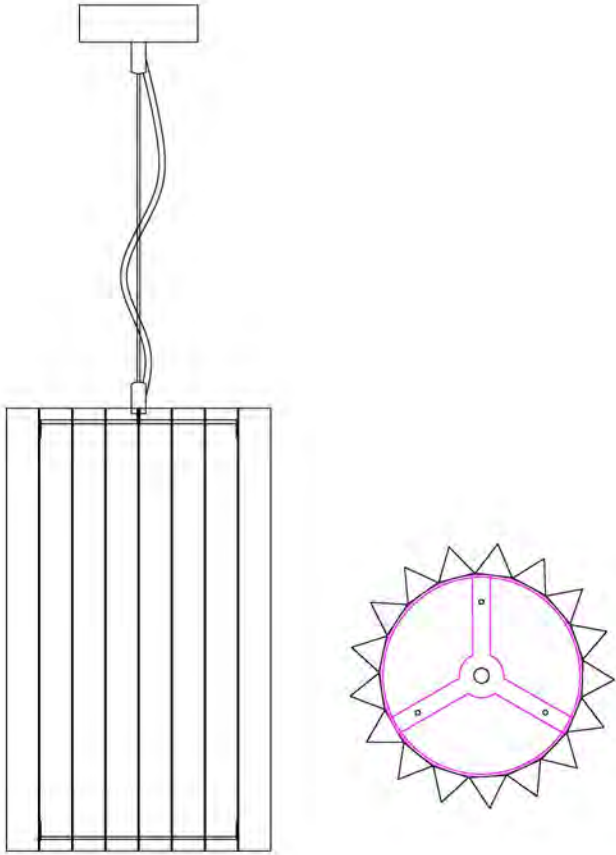
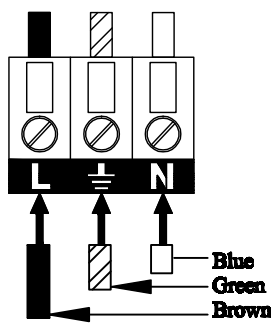

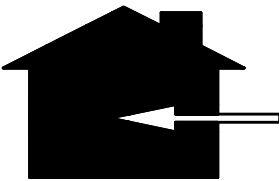
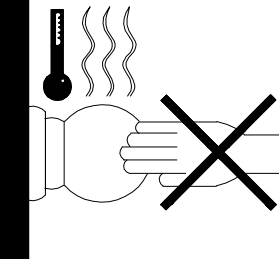




# INSTALLATION INSTRUCTION

## 10181/S new

 <p>OFF</p>		 <p>Blue Green Brown</p>
 <p><b>E14 Edison Max.7W</b></p>		
<p>Fixture size: Dia.18 x Ht.30cm General height: 60cm (Adjustable) Ceiling plate: Dia.8 x Ht.2.5cm</p>		
<p><b>CAUTION:</b> Use  this wrench when nut is loose.</p>		

### Installation instruction for this item:

1. Remove the cover and put the lamp on a clean place, then install the lamp;
2. The lamp is limited to used 60W bulb;
3. Fix the lamp body on the hung loop by the chain .

### Warning:

1. Turn off the main power at the circuit breaker before installing the lamp in order to prevent possible shock;
2. Please wear gloves when installing the lamp;
3. Don't exceed the rated voltage 240V;
4. Don't install on haven't finished ceiling and loose wood ceiling;
5. Don't use corrosive liquor to clean it ,just as acid liquor and alkaline liquor, please use soft cloth;
6. The lamp is made of glass ,installing carefully.