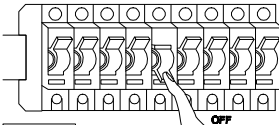
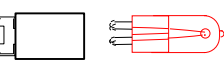


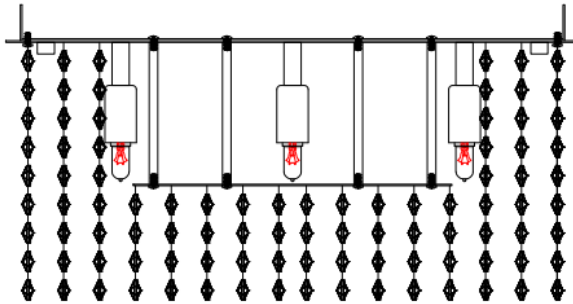
# INSTALLATION INSTRUCTION

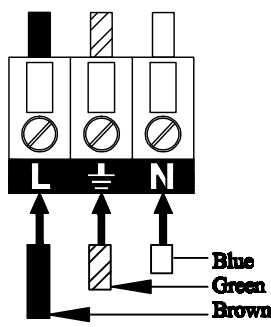
## 10164/PL Nickel

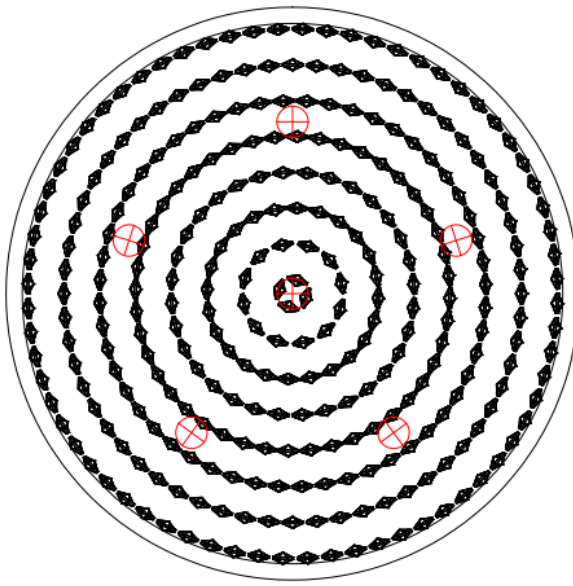



G9 MAX 60W,5pcs


Dia.40 x Ht.20cm

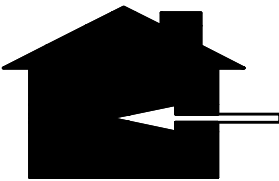


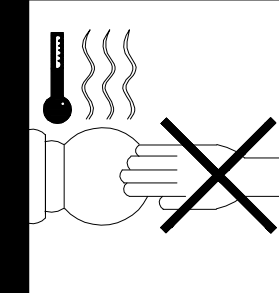





**CAUTION:**

Use  this wrench when nut is loose.







### Installation instruction for this item:

- 1.Remove the cover and put the lamp on a clean place, then install the lamp;
- 2.The lamp is limited to used 60W bulb;
- 3.Fix the lamp body on the hung loop by the chain .

### Warning:

- 1.Turn off the main power at the circuit breaker before installing the lamp in order to prevent possible shock;
2. Please wear gloves when installing the lamp;
3. Don't exceed the rated voltage 240V;
4. Don't install on haven't finished ceiling and loose wood ceiling;
5. Don't use corrosive liquor to clean it ,just as acid liquor and alkaline liquor,please use soft cloth;
- 6.The lamp is made of glass ,installing carefully.