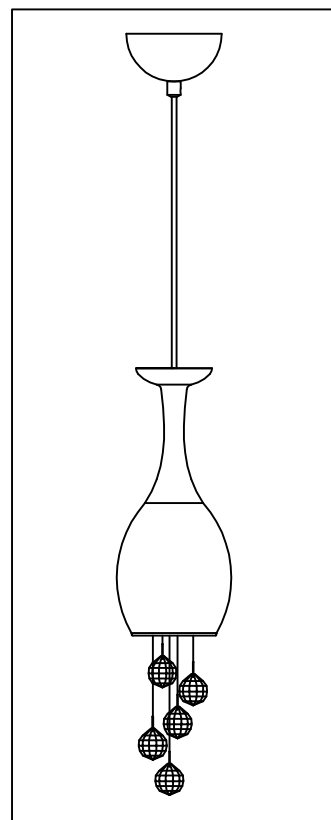
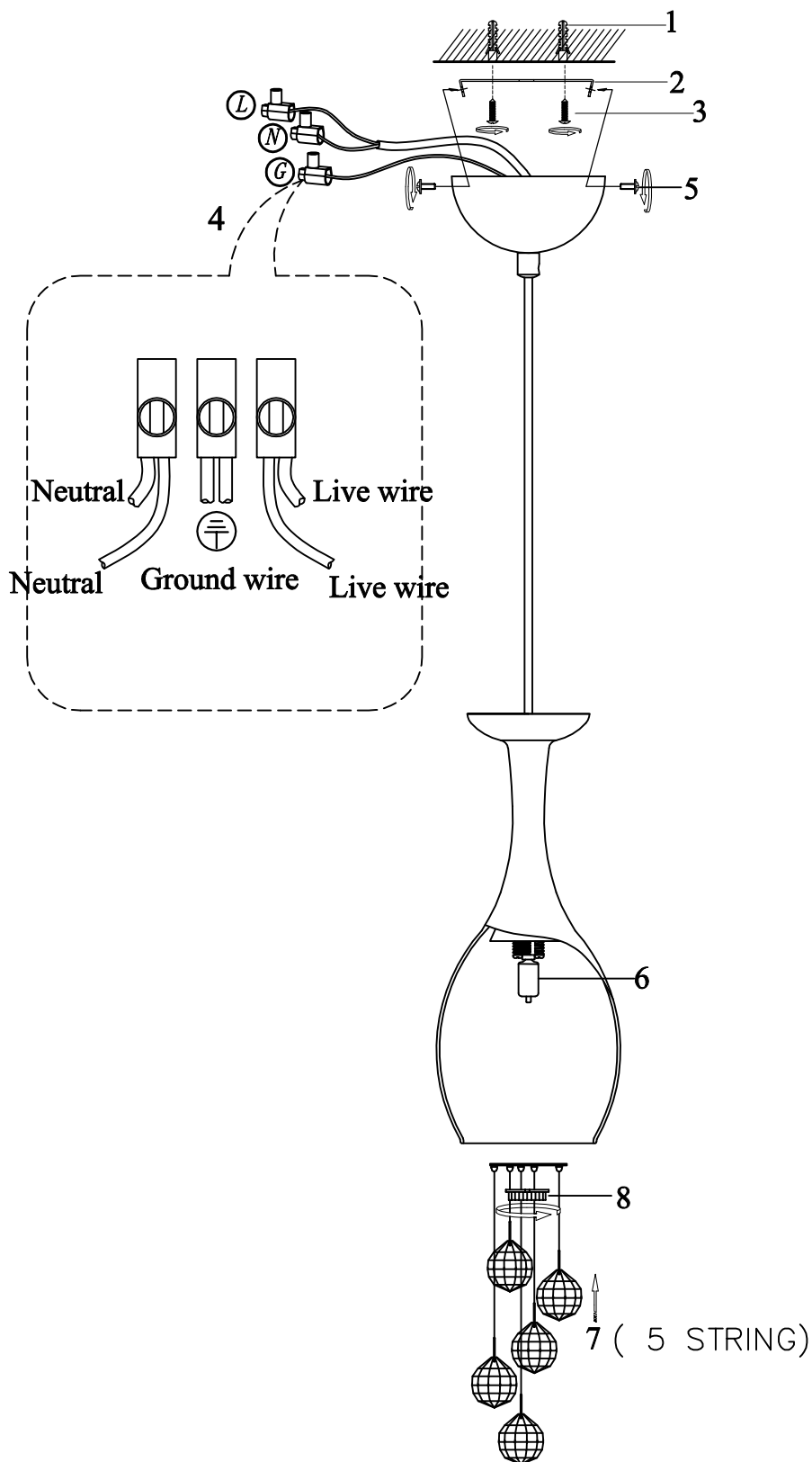


ENGLISH

Specification of installation

In order to ensure safety use, please notice the following items:

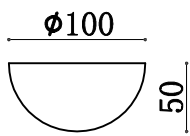
- .Read and understand the whole specification.
- .Suitable for the use of 220~240V and 50~60Hz.
- .Please wear gloves as installment and avoid rot on the surface of plating.
- .Must be installed on the fixed places and be checked annually.
- .Please turn off the lighting source by soft cloth as cleaning prohibited to use of rotted detergent.
- .Please connect with the local sales service center when there are any abnormality.



- 1 Wall anchor
- 2 Mounting
- 3 Self-tapping screw
- 4 Terminal
- 5 Screw
- 6 G9 bulb
- 7 Crystal
- 8 Holder ring

Product coding: SNODO SP1

CEILING PAN SIZE:



FIXTURE SIZE:

