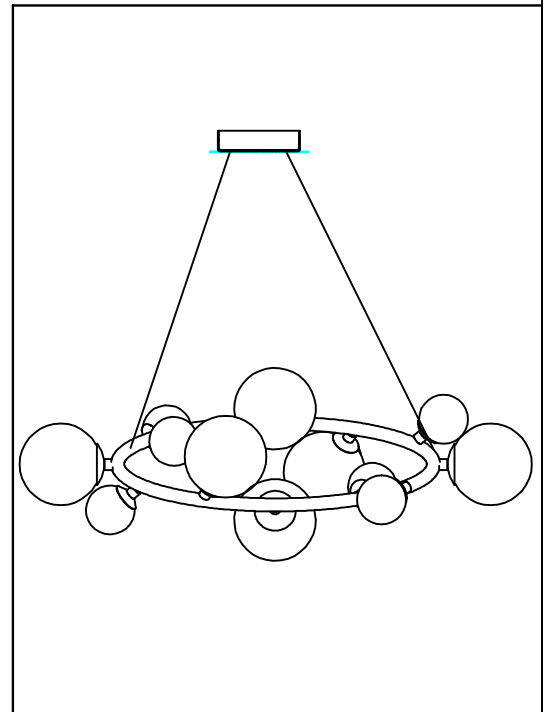
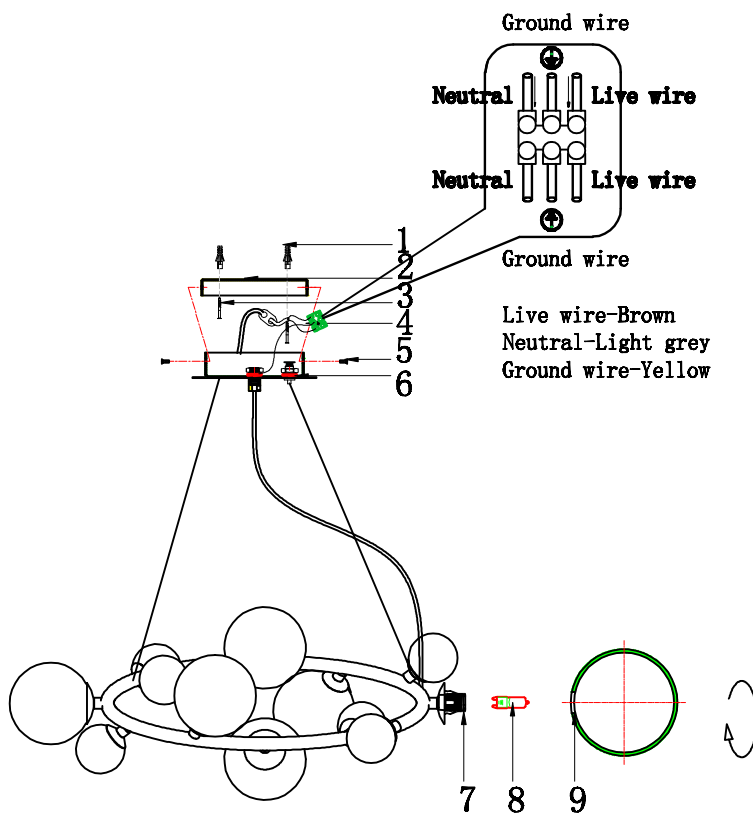


ENGLISH

Specification of installation

In order to ensure safety use, please notice the following items:

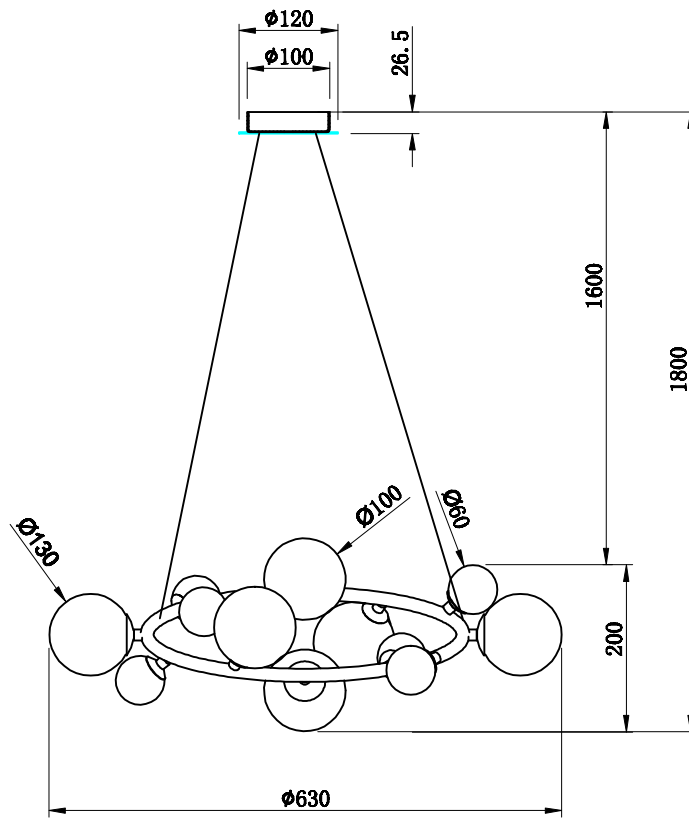
- Read and understand the whole Specification.
- Suitable for the use of 220~240V and 50~60Hz.
- Please wear the gloves as installment and avoid rot on the surface of plating.
- Must be installed on the fixed places and be checked annually.
- Please turn off the lighting source by soft cloth as cleaning prohibited to use of rotted detergent.
- Please connect with the local sales service center when there are any abnormality.



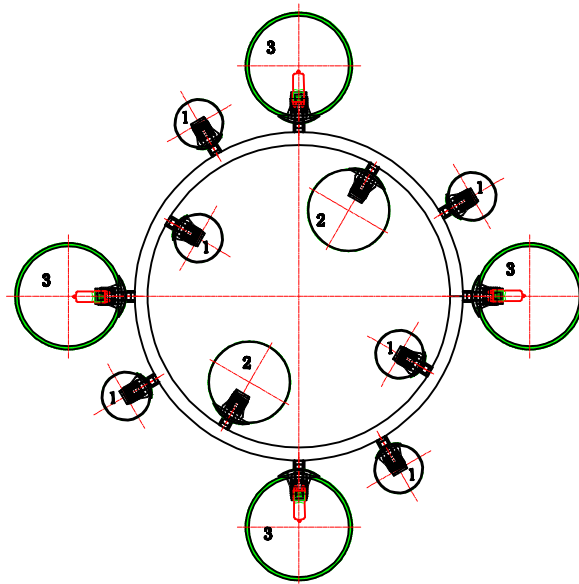
- 1, Gekko japonicus;
- 2, plank;
- 3, screw;
- 4, main junction box;
- 5, screw;
- 6, canopy;
- 7, G9 lamp holder;
- 8, G9 illuminant;
- 9, glass;

Product coding: SALVADORE SP6H
BLACK CHROMIUM

FIXTURE SIZE:



Glass schematic diagram:



- 1 Small golden ball
- 2 Medium-sized black-and-white ball
- 3 Large Cloud Ball