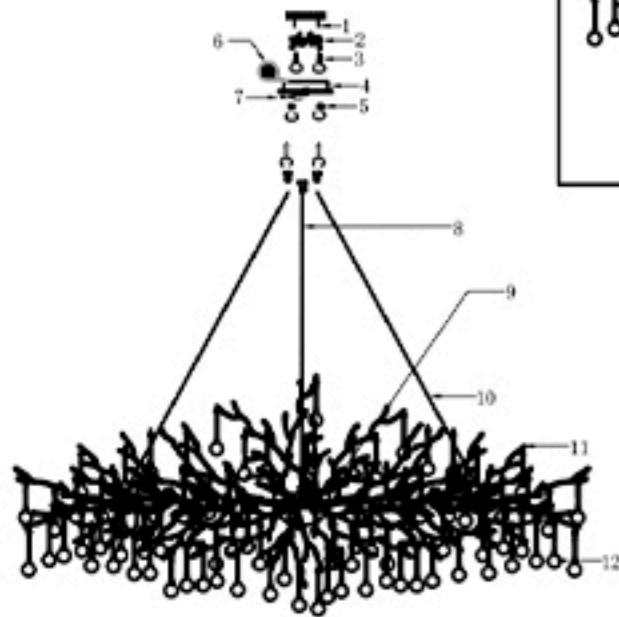
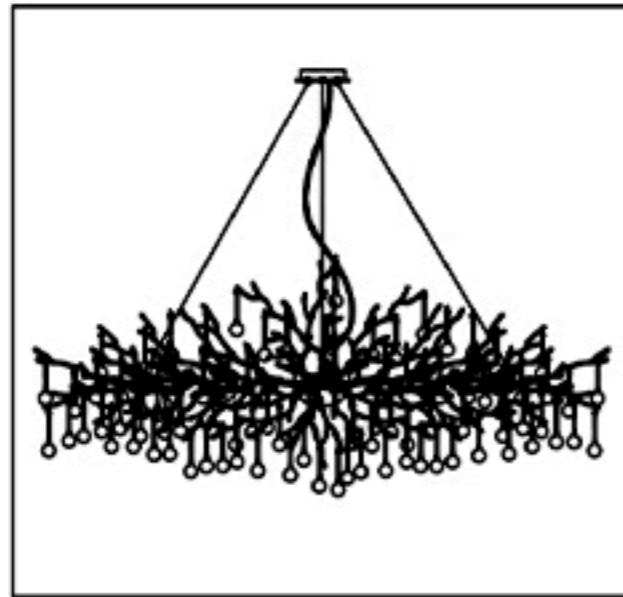


Specification of installation

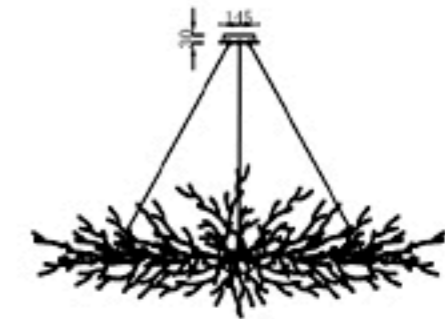
In order to ensure safety use, please notice the following items:

- Read and understand the whole Specification.
- Suitable for the use of 220-240V and 50-60Hz.
- Must be installed on the fixed places and be checked annually
- Please wear gloves as installment and avoid rot on the surface of plating.
- Please turn off the lighting source by soft cloth as cleaning prohibited to use of rotted detergent.
- Please connect with the local sales service center when there are any abnormality.

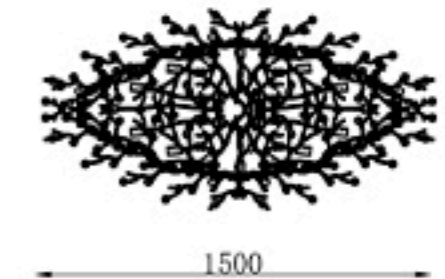


- 1 Wall anchor
- 2 Hangs Taiwan
- 3 Self-tapping screw
- 4 Bell derrick
- 5 Ring
- 6 Terminal
- 7 M4 Screw
- 8 a wire rope
- 9 G9 Light source lamp body
- 10 a wire rope
- 11 Copper chandelier
- 12 100mm Crystal Stick

Product coding: REINA V2 SP16 L1500



750

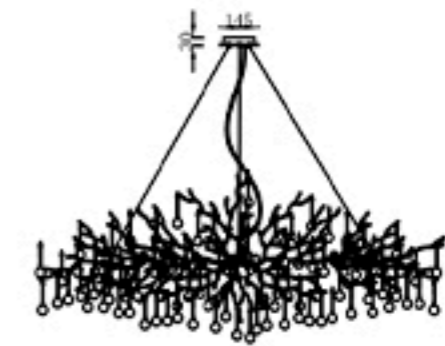


1500


FITTURE:

1200

650



750



1500