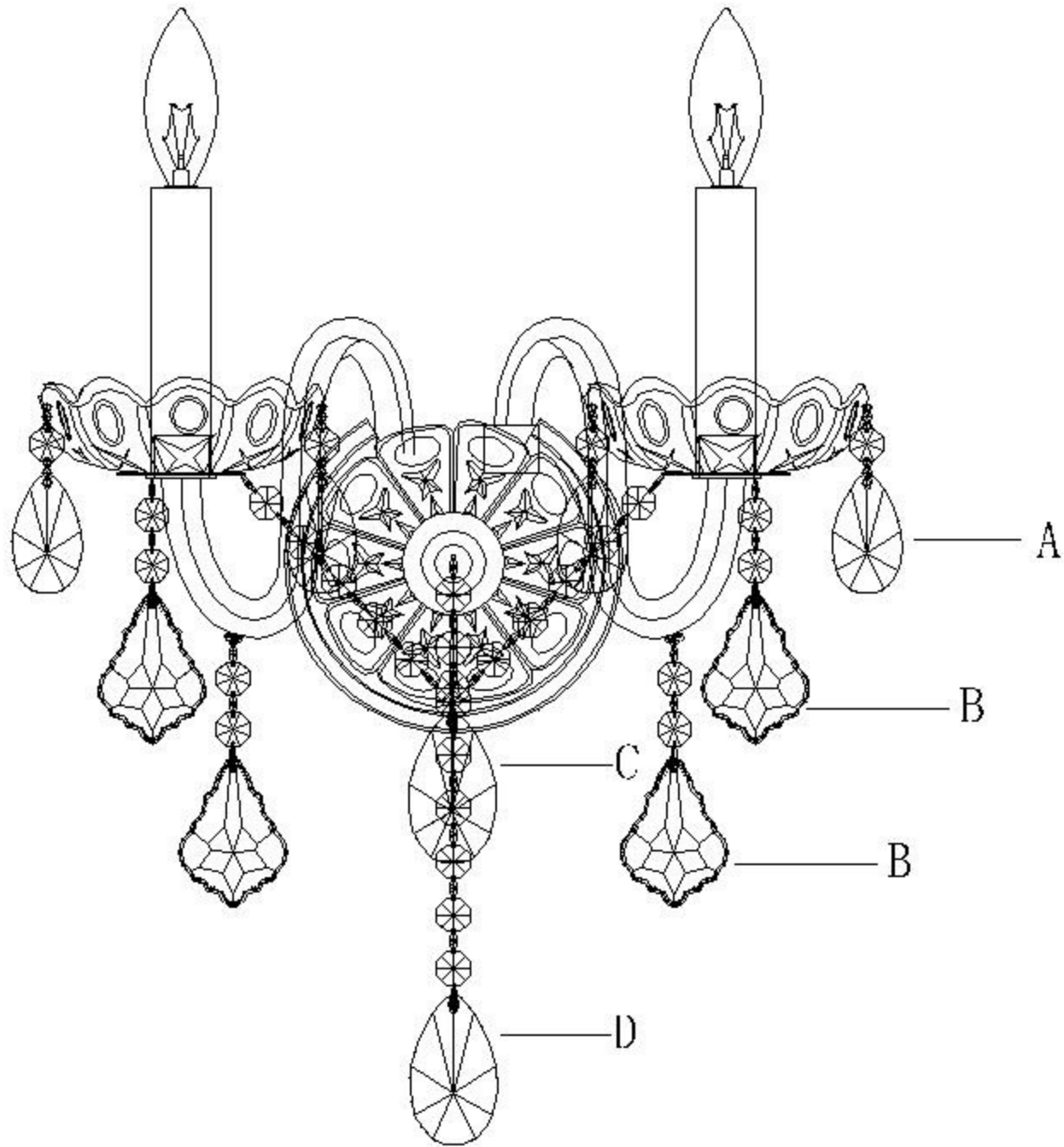
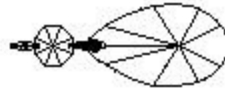
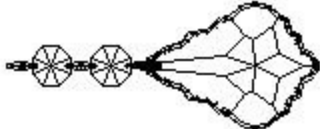

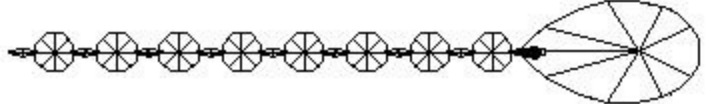


QUEEN AP2

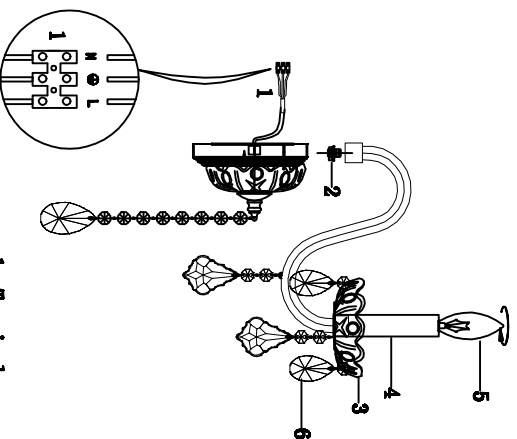


A		14#/1+2"	12PCS
B		14#/2+2.5"	4PCS
C		14#/11+2.5"	1PC
D		14#/8+2.5"	1PC

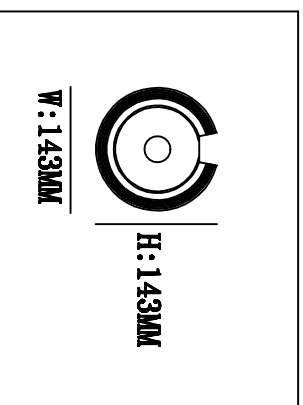
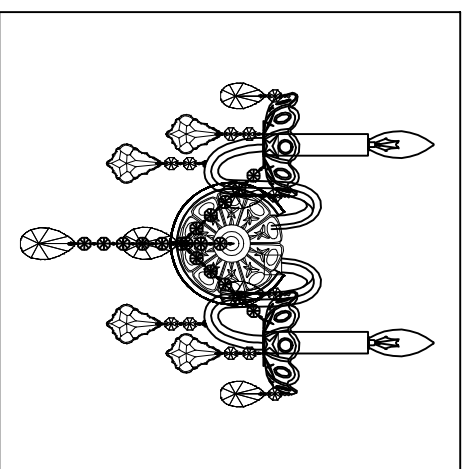
Specification of installation

In order to ensure safety use, please notice the following items:

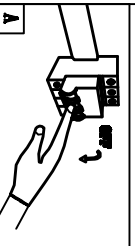
- .Read and understand the whole Specification.
- .Suitable for the use of 220~240v and 50~60Hz.
- .Please wear gloves as installation and avoid rot on the surface of plating.
- .Must be installed on the fixed places and be checked annually.
- .Please turn off the lighting source by soft cloth as cleaning prohibited to use of rotted detergent.
- .Please connect with the local sales service center when there are any abnormality.




- 1: Terminal
- 2: Gaskets, Nut
- 3: Side dish
- 4: Casing
- 5: E14 bulb
- 6: Crystal




Product coding: QUEEN AP2



FIGTURE SIZE:



E: 250MM



H: 380MM

W: 300MM