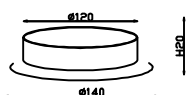
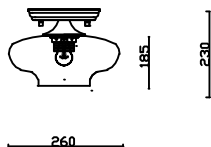


**CEILING PAN SIZE:**



**FIXTURE SIZE:**

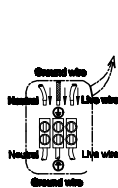


**ENGLISH**

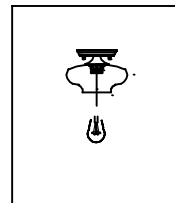
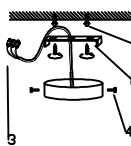
**Specification of installation**

In order to ensure safety use, please refer the following items:

- Read and understand the whole Specification.
- Suitable for the use of E27-E40V and E27-PL112.
- Please wear gloves on treatment and avoid hit on the surface of plating.
- Must be installed on the fixed places and be checked carefully.
- Please turn off the lighting source by cut switch as clearing prohibited to use of rolled detergent.
- Please connect with the local sales service center when there are any abnormality.



Live wire-Blue  
Neutral-Light grey  
Ground wire-Yellow



- 1 Wall anchor
- 2 Mounting
- 3 Terminal



- 4 Self-tapping screw
- 5 glass shade
- 6 ring E27
- 7 E27 bulb

— ——— 5

— ——— 6

↑    ⬆ ——— 7

**MAR PL1**