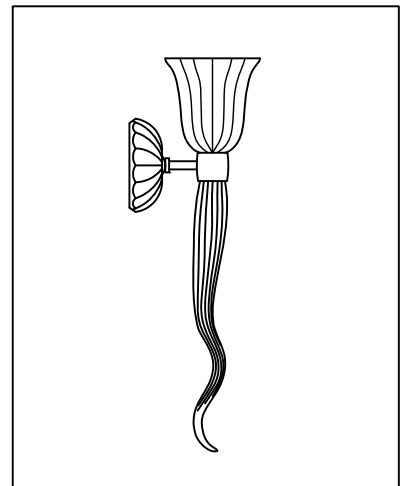
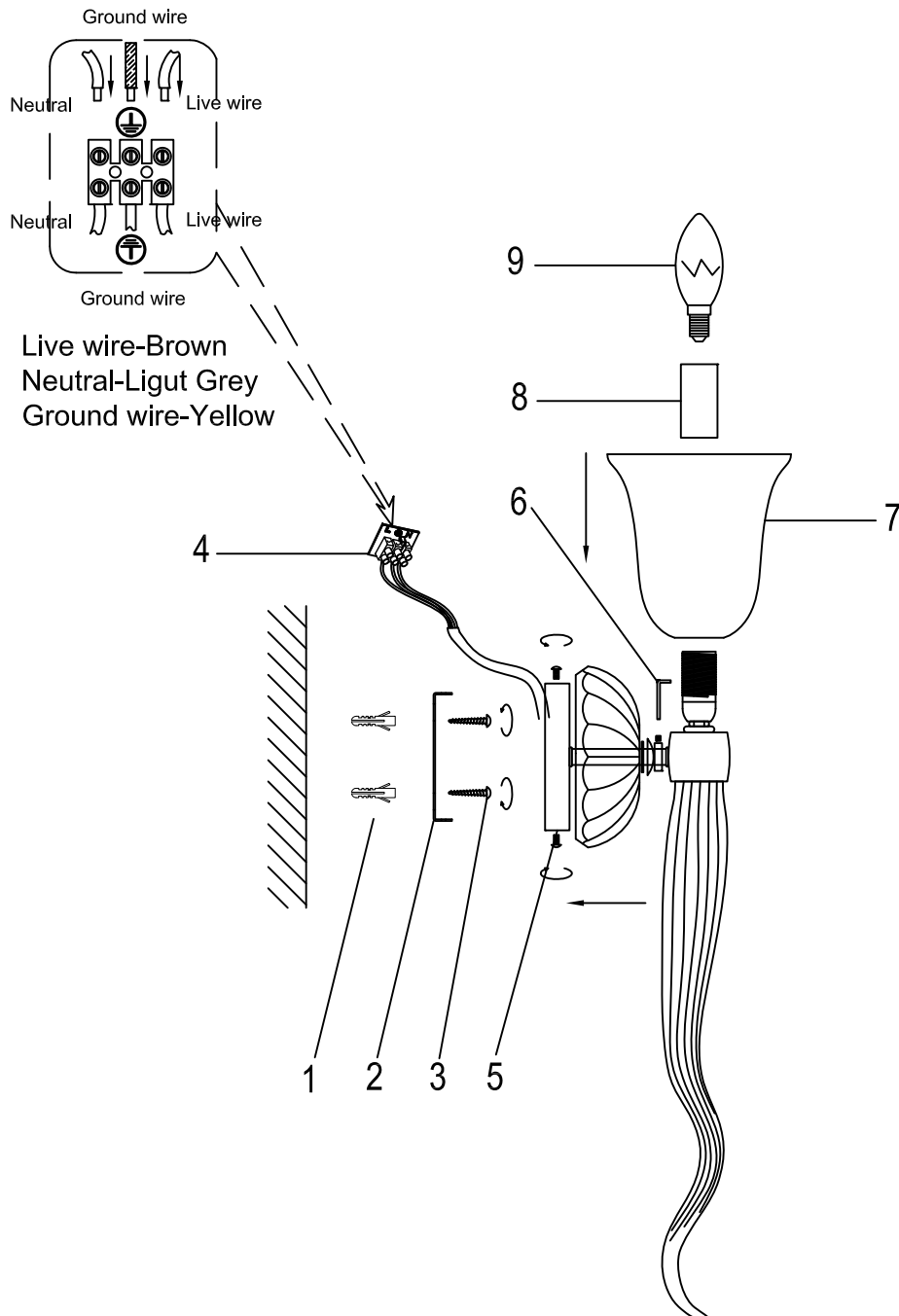


ENGLISH

Specification of installation

In order to ensure safety use, please notice the following items:

- Read and understand the whole Specification.
- Suitable for the use of 220~240V and 50~60Hz.
- Please wear gloves as installment and avoid rot on the surface of plating.
- Must be installed on the fixed places and be checked annually.
- Please turn off the lighting source by soft cloth as cleaning prohibited to use of rotted detergent.
- Please connect with the local sales service center when there are any abnormality.

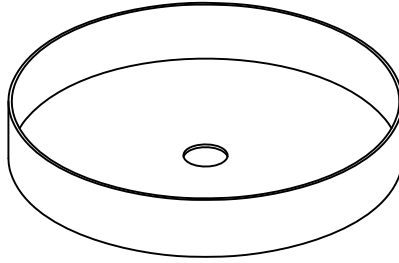


- 1 Wall anchor
- 2 Mounting
- 3 Self-tapping screw
- 4 Terminal
- 5 Canopy
- 6 wrench(included)
- 7 Glass
- 8 Candle sleeve
- 9 E14 bulb

Product coding:LINDA AP 1

CEILING PAN SIZE:

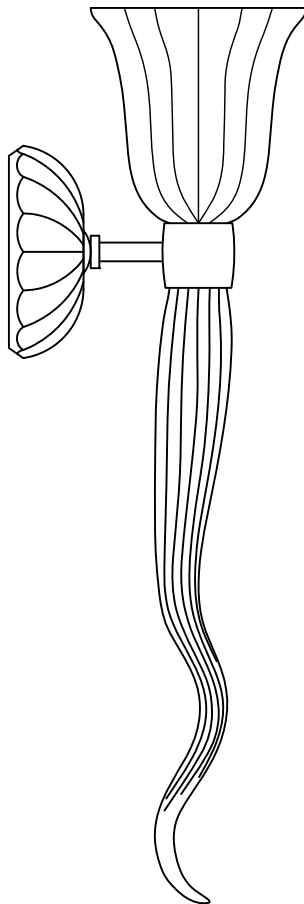
Ø120



H25

FIXTURE SIZE:

Ø150



H630

Ø230