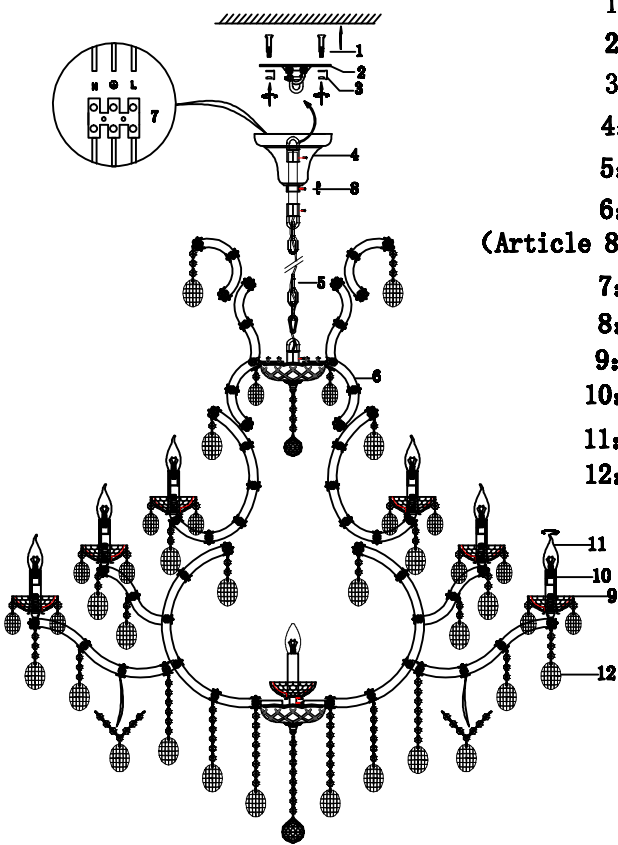


## Specification of installation

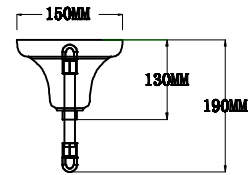
In order to ensure safety use, please notice the following items:

- .Read and understand the whole Specification.
- .Suitable for the use of 220~240v and 50~60Hz.
- .Please wear gloves as installment and avoid rot on the surface of plating.
- .Must be installed on the fixed places and be checked annually.
- .Please turn off the lighting source by soft cloth as cleaning prohibited to use of rotted detergent.
- .Please connect with the local sales service centhr when there are any abnormality.

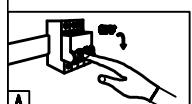
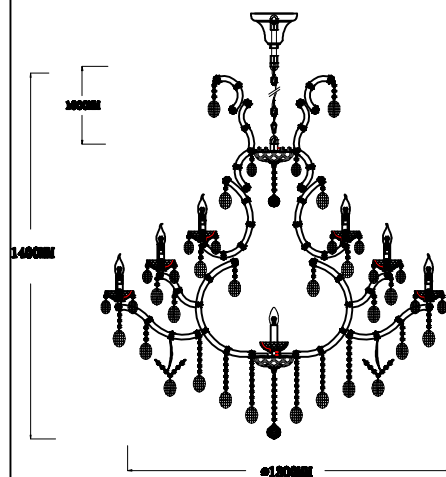



- 1: The explosion
- 2: Hangs Taiwan
- 3: Gasket, Nut
- 4: Bell, Derrick
- 5: Chain hoist
- 6: Lamp  
(Article 8 the lamp arm)
- 7: Terminal
- 8: Screw
- 9: Side dish
- 10: Casing
- 11: E14 bulb
- 12: Crystal


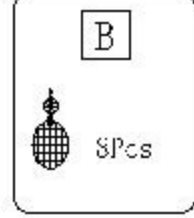

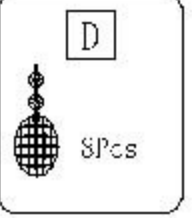

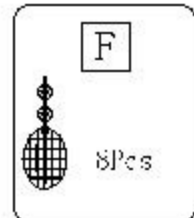
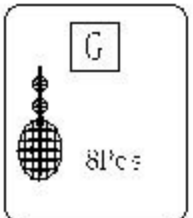


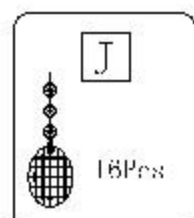

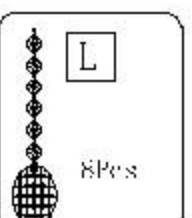

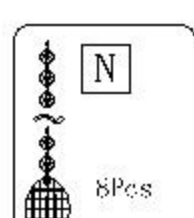
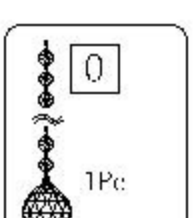

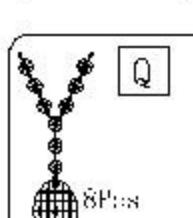
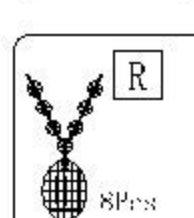
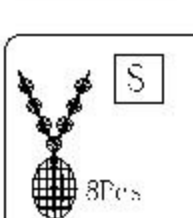

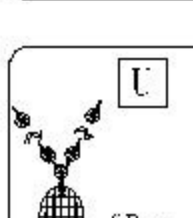
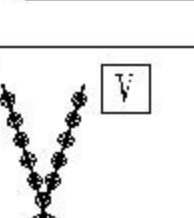

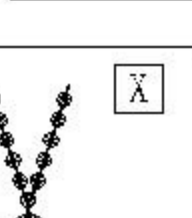
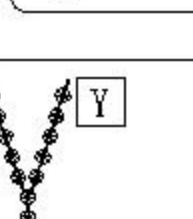
### CEILING PAN SIZE



### FIXTURE SIZE:





- |   |  |   |   |
|---|--|---|---|
|  A<br>8Pcs   |  B<br>8Pcs    |  C<br>8Pcs   |  D<br>8Pcs   |
|  E<br>8Pcs   |  F<br>8Pcs    |  G<br>8Pcs   |  H<br>128Pcs |
|  I<br>16Pcs  |  J<br>16Pcs   |  K<br>8Pcs   |  L<br>8Pcs   |
|  M<br>8Pcs |  N<br>8Pcs  |  O<br>1Pc  |  P<br>1Pc  |
|  Q<br>8Pcs |  R<br>8Pcs  |  S<br>8Pcs |  T<br>8Pcs |
|  U<br>8Pcs |  V<br>16Pcs |  W<br>8Pcs |  X<br>8Pcs |
|  Y<br>8Pcs |  |   |   |