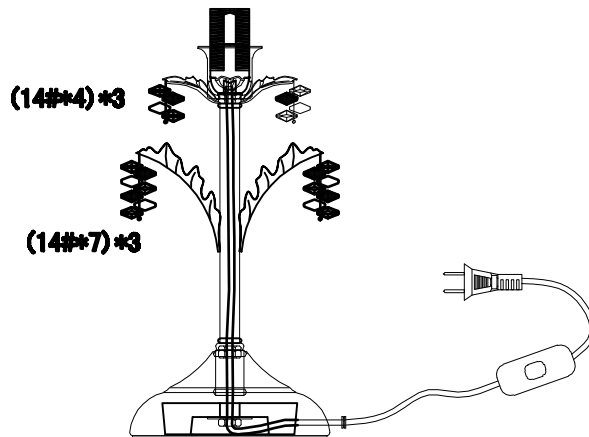
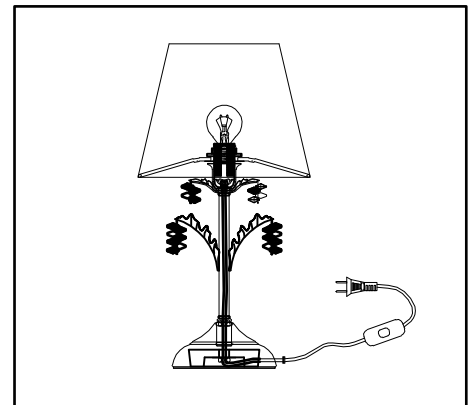
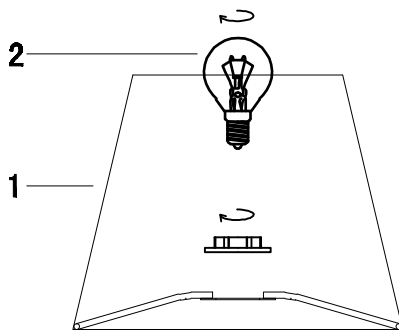





# ENGLISH

## Specification of installation

In order to ensure safety use, please notice the following items:

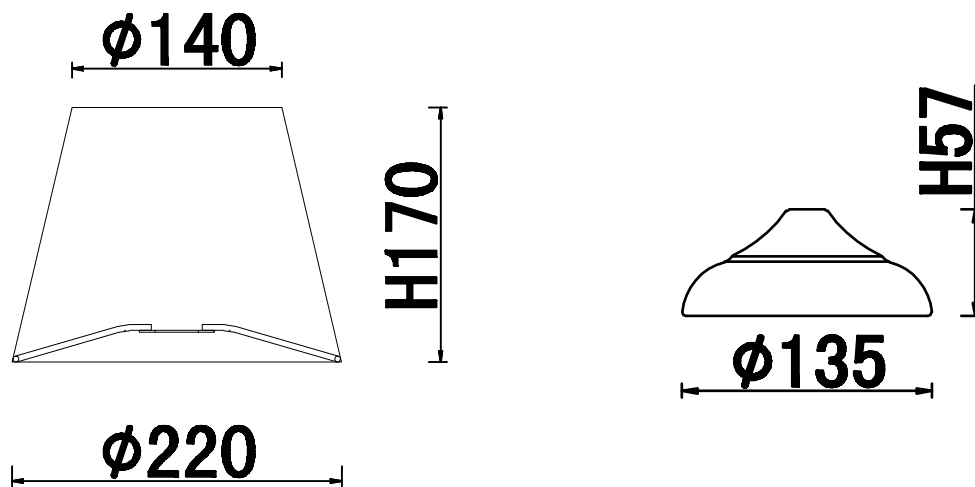
- Read and understand the whole Specification.
- Suitable for the use of 220-240V and 50-60Hz.
- Please wear gloves as installment and avoid rot on the surface of plating.
- Must be installed on the fixed places and be checked annually.
- Please turn off the lighting source by soft cloth as cleaning prohibited to use of rotted detergent.
- Please connect with the local sales service center when there are any abnormality.



- 1 Shade
- 2 E14 bulb
- 14#\*9pcs  3 Crystal
- 14#\*9pcs  4 Crystal
- 14#\*15pcs  5 Crystal

Product coding: CRISTINA LG1 WHITE

## BASE SIZE:



## FIXTURE SIZE:

