

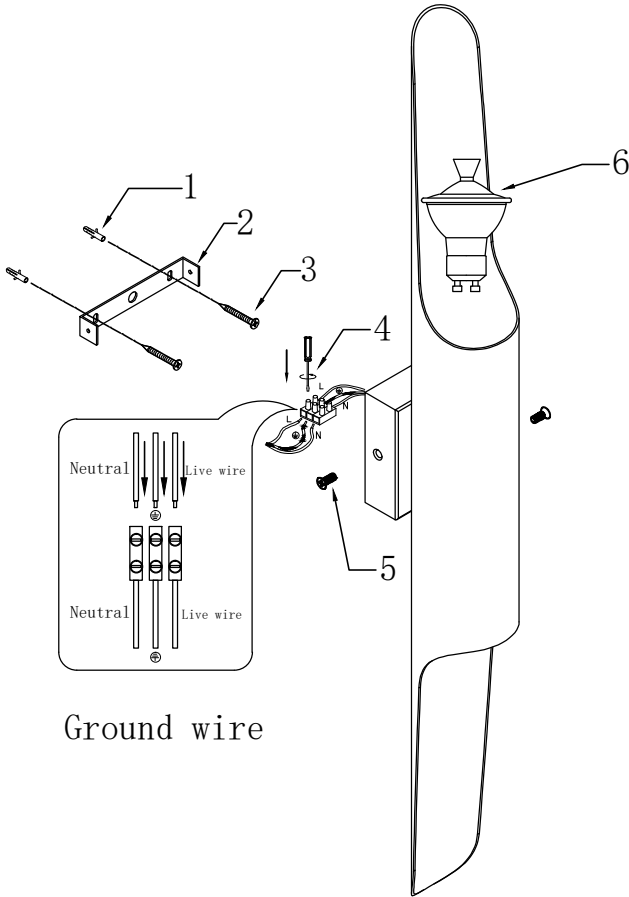
ENGLISH

Specification of installation

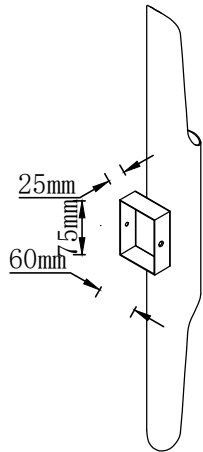
In order to ensure safety use, please notice the following items
Read and understand the whole specification
Suitable for the use of 220-240v and 50-60Hz
Please wear gloves as installment and avoid rot on the surface of plating
Must be installed on the fixed places and be checked annually
Please turn off the lighting source by soft cloth as cleaning prohibited to use of rotted detergent.
Please connect with the local sales service center when there are any abnormality.

Live wire-Brown
Neutral-Light grey
Ground wire-Yellow

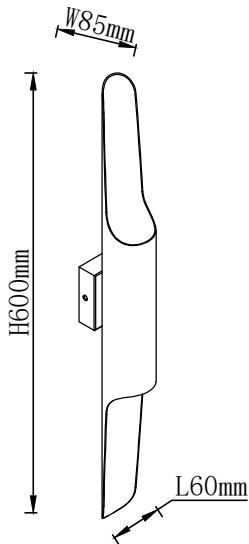
Ground wire



CANOPY SIZE



FIXTURE SIZE



- 1 Wall anchor
- 2 Mounting
- 3 Self-tapping screw
- 4 Terminal
- 5 Screw
- 6 Install the light source Gu10

ITEM: CLT 332W2 WH-WH