

ENGLISH

Specification of installation

In order to ensure safety use, please notice the following items

Read and understand the whole specification

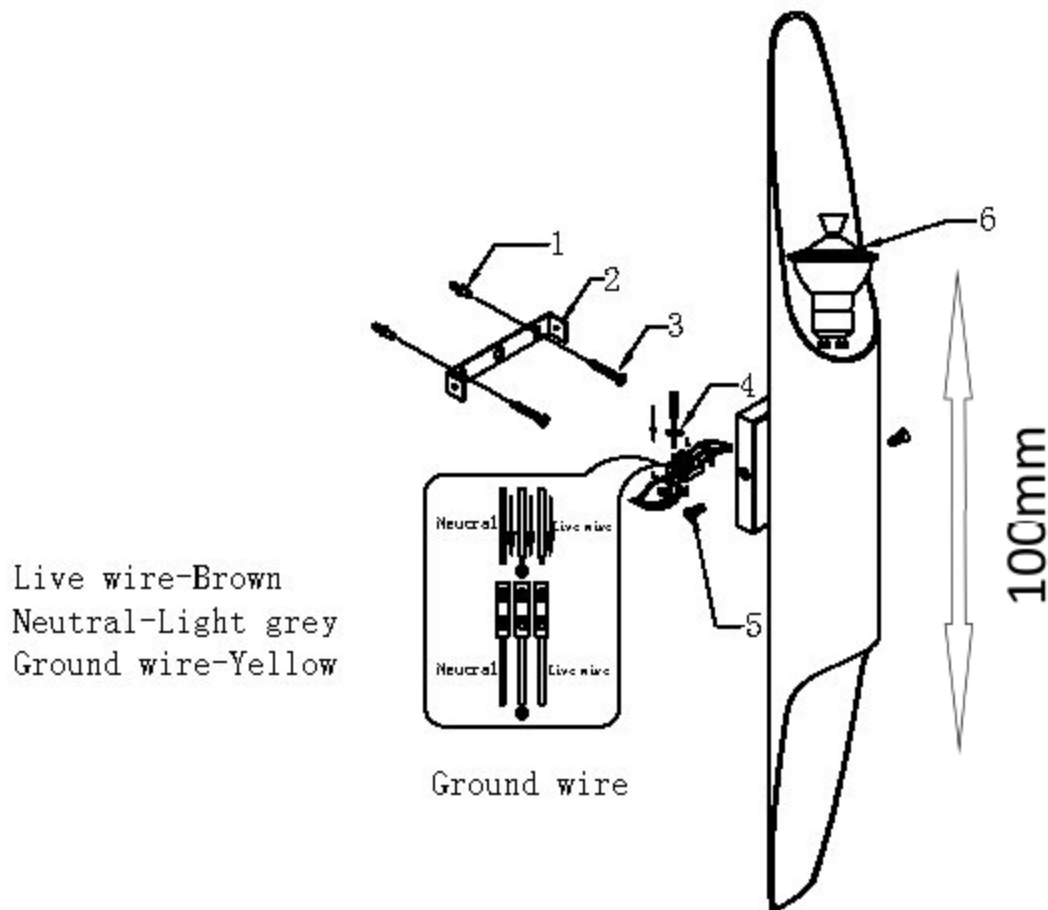
Suitable for the use of 220-240v and 50-60Hz

Please wear gloves as installment and avoid rot on the surface of plating

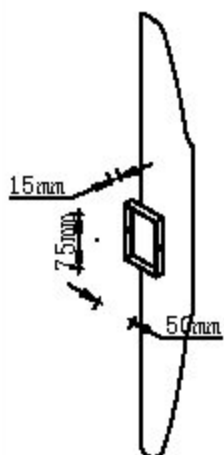
Must be installed on the fixed places and be checked annually

Please turn off the lighting source by soft cloth as cleaning prohibited to use of rotted detergent.

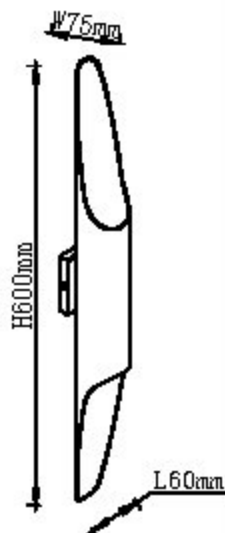
Please connect with the local sales service center when there are any abnormality.



CANOPY SIZE



FIXTURE SIZE



- 1 Wall anchor
- 2 Mounting
- 3 Self-tapping screw
- 4 Terminal
- 5 Screw
- 6 Install the light source G10

ITEM: CLT 332W2