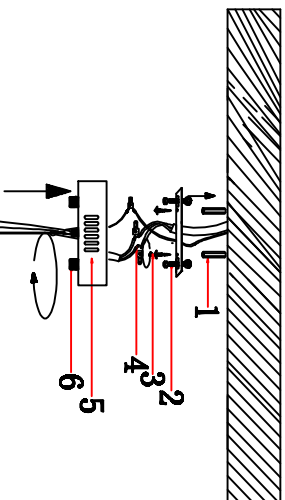


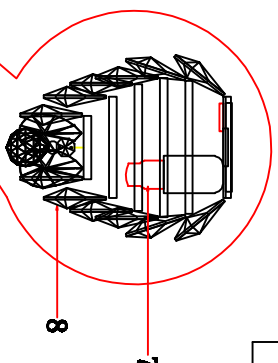
Specification of installation

In order to ensure safety use, please notice the following items:

- Read and understand the whole Specification.
- Suitable for the use of 220-240V and 50-60Hz.
- please wear gloves as installment and avoid rot on the surface of plating.
- Must be installed on the fixed places and be checked annually.
- please turn of the lighting source by soft cloth as cleaning prohibited to use of rotted detergent.
- please connect with the local sales service center when there are any abnormality.



1	Wall anchor
2	Mounting
3	Self-tipping screw
4	Terminal
5	Canopy
6	Screw
7	G9 bulb
8	Crystal



CHROME (G9 SP1+LED SP1)

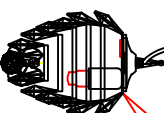


FIGURE SIZE

