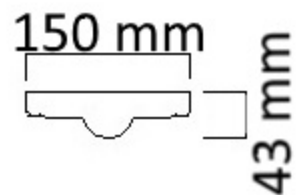
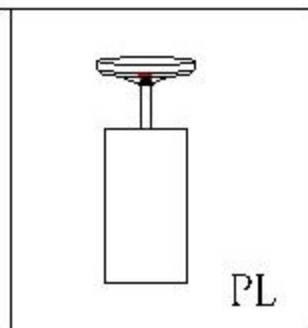
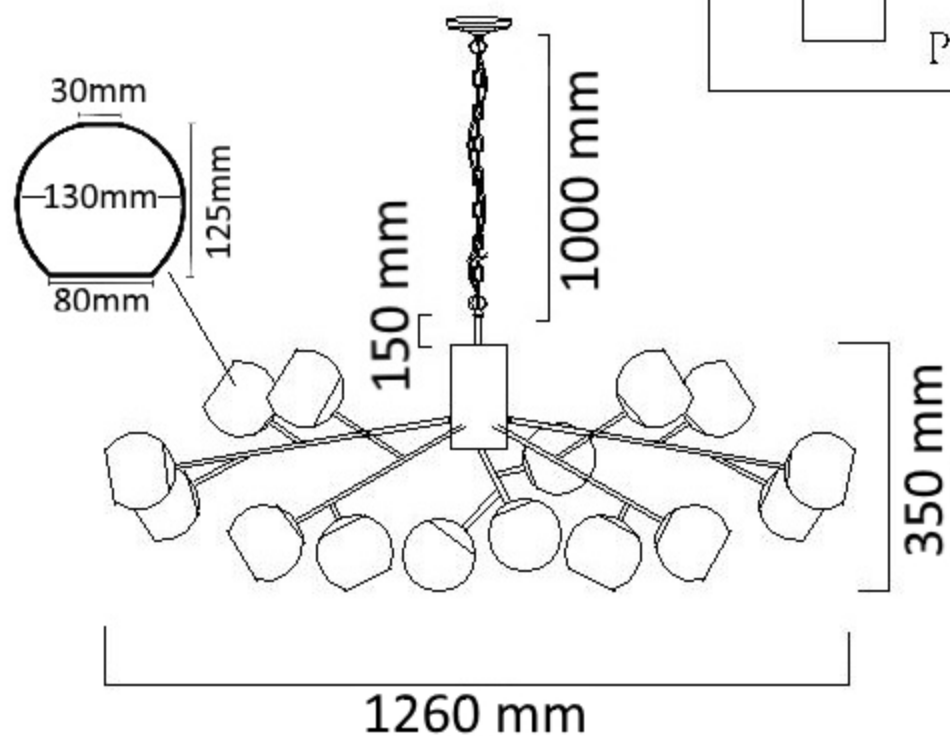


CEILING PAN SIZE:



FIXTURE SIZE:



ENGLISH

Specification of installation

- In order to ensure safety use, please notice the following items:
- Read and understand the whole Specification.
 - Suitable for the use of 220~240V and 50~60Hz.
 - Please wear gloves as installment and avoid rot on the surface of plating.
 - Must be installed on the fixed places and be checked annually.
 - Please turn off the lighting source by soft cloth as cleaning; prohibited to use of rotted detergent.
 - Please connect with the local sales service center when there are any abnormality.

