
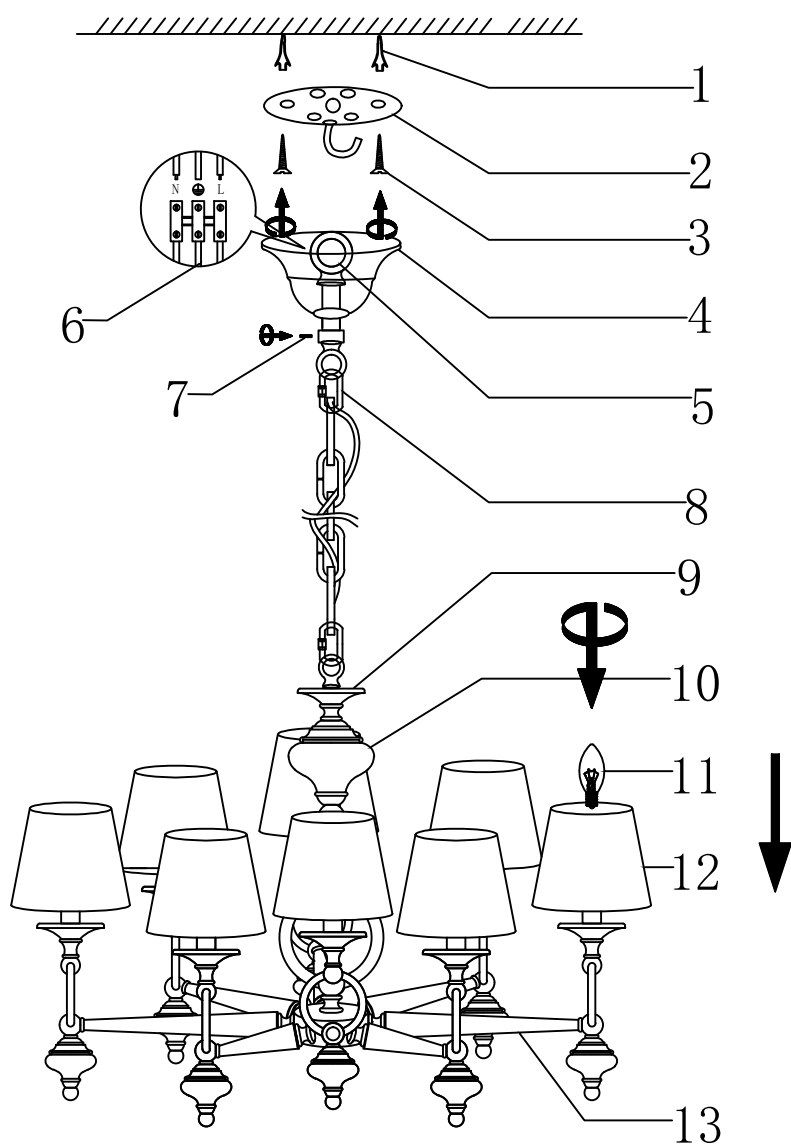


ENGLISH

Specification of installation

In order to ensure safety use, please notice the following items:

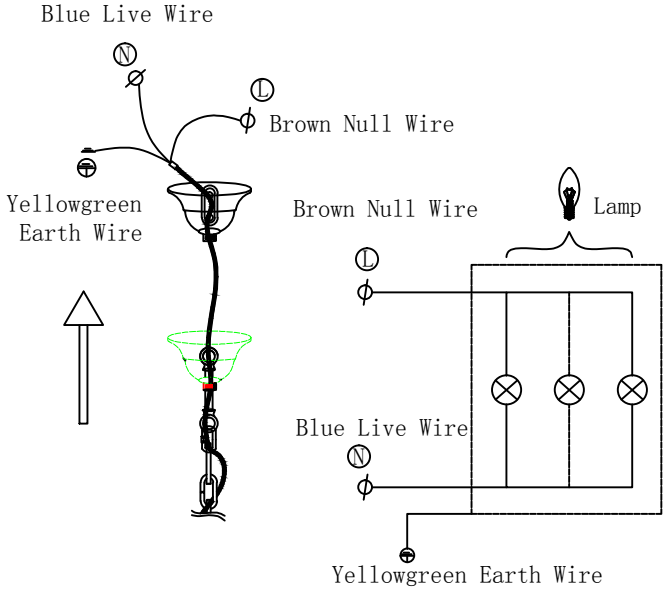
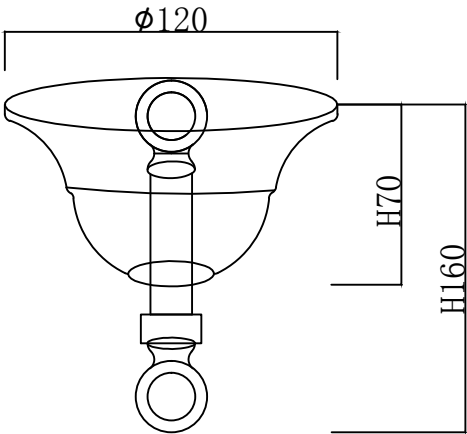
- Read and understand the whole specification.
- Suitable for the use of 220~240V and 50~60HZ.
- Please wear gloves as installment and avoid rot on the surface of plating.
- Must be installed on the fixed places and be checked annually.
- please turn off the lighting source by soft cloth as cleaning prohibited to use of rotted detergent.
- please connect with the local sales service center when there are any abnormality.



- 1 Wall anchor
- 2 Mounting
- 3 Self-tapping screw
- 4 Canopy
- 5 Ring
- 6 Terminal
- 7 Screw
- 8 Chain
- 9 Crystal
- 10 Metal plate
- 11 E14 bulb
- 12 Shade
- 13 Arm

Product coding: XCOM SP8

CEILING PAN SIZE:



FIXTURE SIZE:

