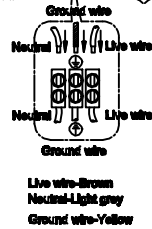

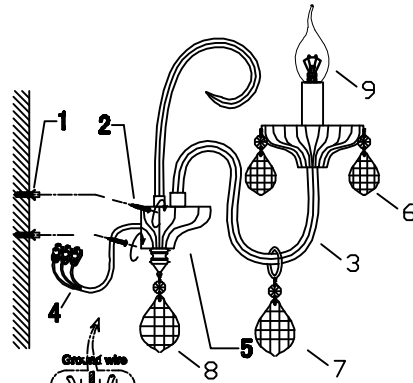


ENGLISH

Specification of Installation

In order to ensure safety use, please notice the following items:

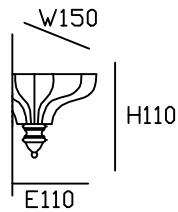
- Read and understand the whole Specification.
- Suitable for the use of 220-240V and 50-60Hz.
- Please wear gloves as installation and avoid rot on the surface of plating.
- Must be installed on the fixed places and be checked annually.
- Please turn off the lighting source by soft cloth as cleaning prohibited to use of roted detergent.
- Please connect with the local sales service center when there are any abnormality.



- 1 Wall anchor
- 2 Mounting
- 3 Self-tapping screw
- 4 Terminal
- 5 Screw
- 6 (14#*1+50#*1)*8
- 7 (14#*1+63#*1)*2
- 8 (14#*1+63#*1)*1
- 9 E14*60W

Product coding: SIERRA AP2

WALL OF THE BOX SIZE:



FIXTURE SIZE:

