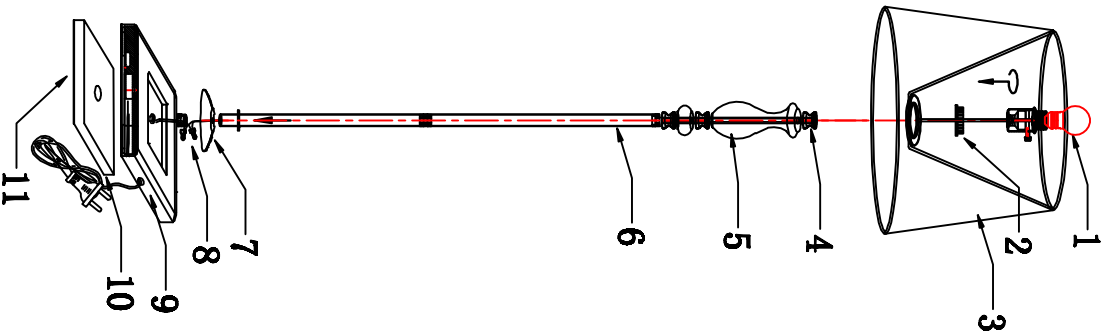


ENGLISH

Specification of installation

In order to ensure safety use, please notice the following items:

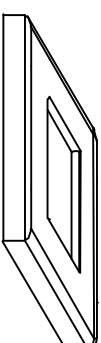
- Read and understand the whole Specification.
- Suitable for the use of 220-240V and 50-60Hz.
- Please wear gloves as installation and avoid rot on the surface of plating.
- Must be installed on the fixed places and be checked annually.
- Please turn off the lighting source by soft cloth as cleaning prohibited to use of rotted detergent.
- Please connect with the local sales service center when there are any abnormality.



- 1 E27 Lamp bulb
- 2 Wheel cover
- 3 chimney
- 4 **H car parts**
- 5 Crystal column
- 6 Straight rod
- 7 Car parts
- 8 **Connection port**
- 9 The base
- 10 **Plug wire**
- 11 **Counterweight iron**

Product coding:PALIO PT1

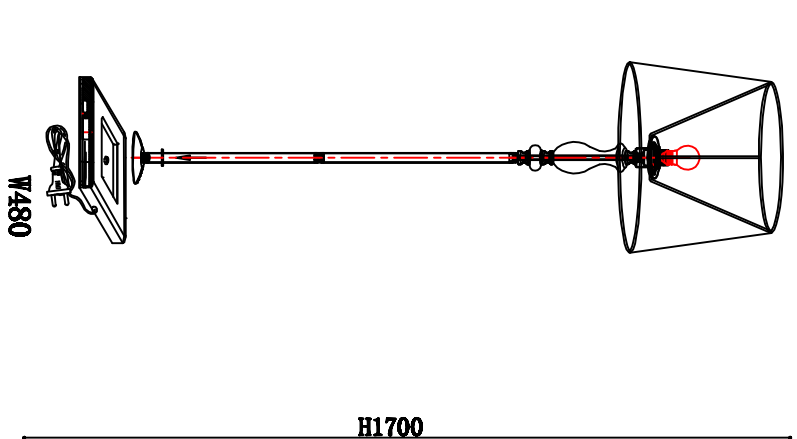
WALL COVER SIZE:



H35

W280

FIXTURE SIZE:



W480

H1700