
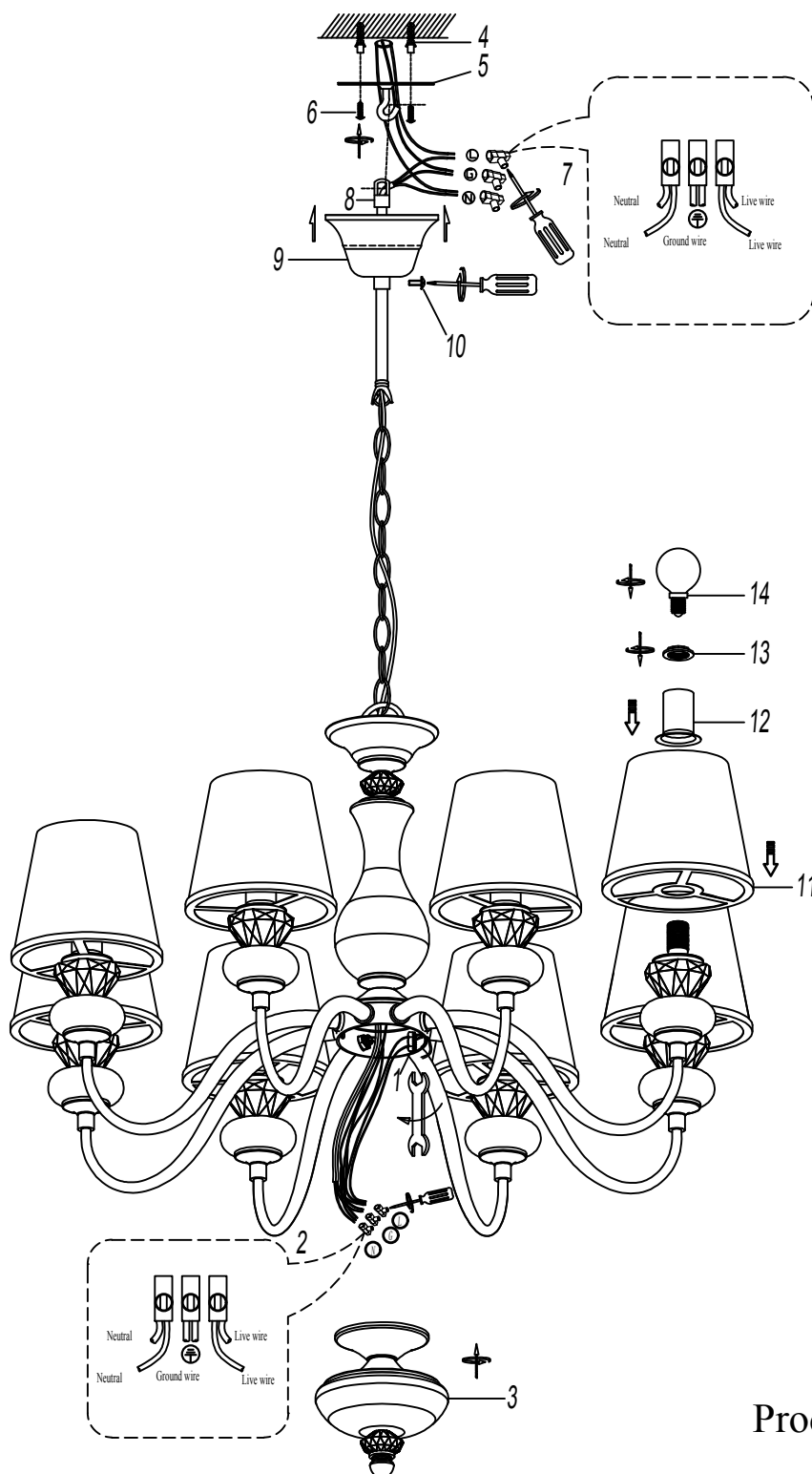


ENGLISH

Specification of installation

In order to ensure safety use, please notice the following items:

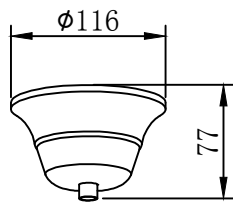
- Read and understand the whole Specification.
- Suitable for the use of 220-240V and 50-60Hz.
- Please wear gloves as installment and avoid rot on the surface of plaetng.
- Must be installed on the fixed places and be checked annually.
- Please tum off the lighting source by soft cloth as cleaning prohibited to use of rotted detergent.
- Please connect with the local sales service center when there are any abnormality.



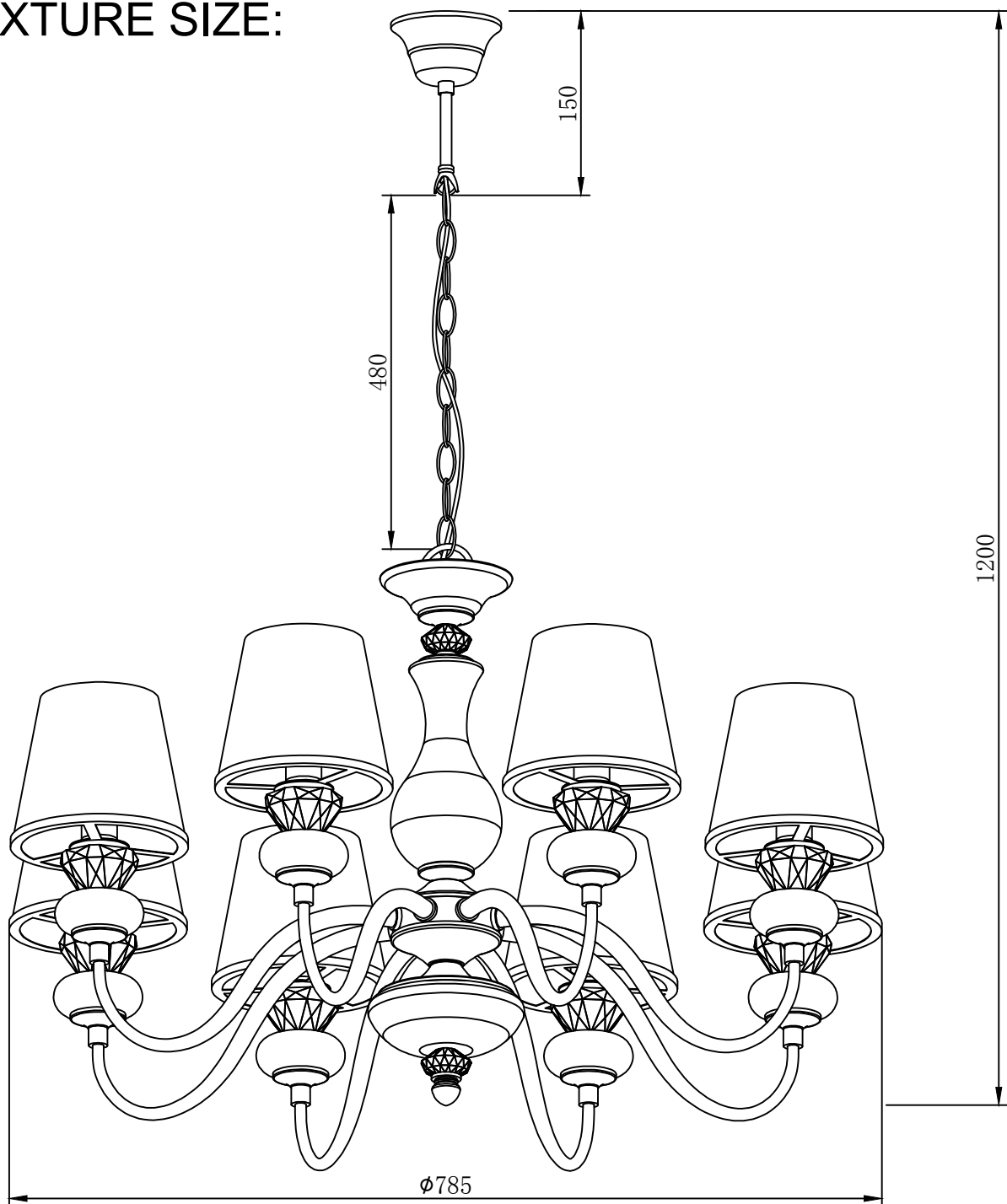
- 1 Nut
- 2 Wiring cup
- 3 Cover
- 4 Wall anchor
- 5 Mounting
- 6 Self-tapping screw
- 7 Terminal
- 8 Ring
- 9 Canopy
- 10 Screw
- 11 Glass shade
- 12 Lamp cup
- 13 Socket ring
- 14 E14 bulb

Product coding: BETIS SP-PL8

BASE SIZE:



FIXTURE SIZE:


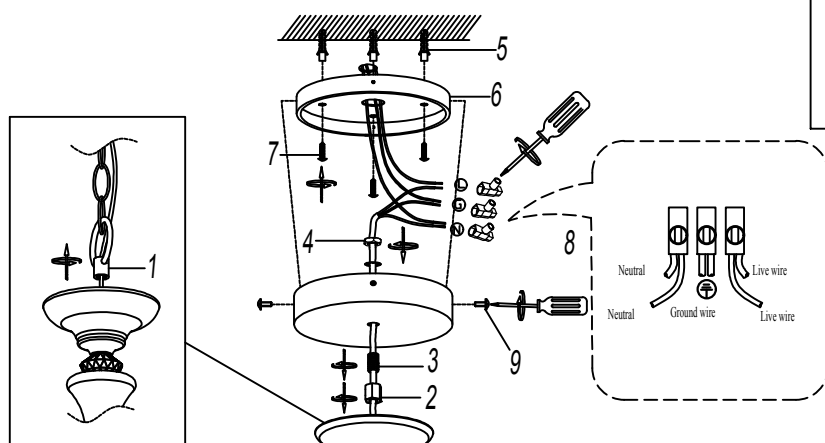



ENGLISH

Specification of installation

In order to ensure safety use, please notice the following items:

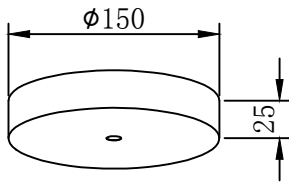
- Read and understand the whole Specification.
- Suitable for the use of 220-240V and 50-60Hz.
- Please wear gloves as installment and avoid rot on the surface of plaetng.
- Must be installed on the fixed places and be checked annually.
- Please tum off the lighting source by soft cloth as cleaning prohibited to use of rotted detergent.
- Please connect with the local sales service center when there are any abnormality.



- 1 Ring
- 2 Nut
- 3 Nipple
- 4 Nut
- 5 Wall anchor
- 6 Mounting
- 7 Self-tapping screw
- 8 Terminal
- 9 Screw

Product coding: BETIS SP-PL8

BASE SIZE:



FIXTURE SIZE:

